



STANDARD SERIES D3060KX Walk-In Tub

The American Tubs' **D3060KX** from our Standard Series has been a staple in the walk-in tub industry for over three decades. Its width and length perfectly fits into most standard tub or showers spaces, while its extra-wide 20 ½" seat provides an extended comfortable bathing position and ample room to stretch your legs. The D3060KX does not come with a matching extension kit.

When selecting the D3060KX, it is important to consider the turning radius and other maneuverability factors to ensure it can be easily positioned in the bathing space and subsequently installed. The D3060KX is the perfect choice for individuals with long legs between 120-230lbs.



Therapeutic System Options

- Hydromassage System – 10 Jet
- Air Massage System – 20 Jet
- MicroBubble Skin-Cleansing System
- Vibro Jet Massage System (Wet/Dry)

Door/Drain Orientation

- Left Hand or Right Hand



Available Colors

- White or Biscuit



Standard Features

- Marine-Grade Fiberglass & Resin Composite Tub Shell
- High-Gloss, Triple-Coated Gelcoat Finish
- One-Piece, Stainless Steel Support Frame
- 6 Adjustable Leveling Legs
- Low, 5" Door Threshold
- Ergonomic Curved Door Handle
- Water-Tight Door Seal
- 17" High, ADA-Compliant, Contoured Seat
- Interior Safety Grab Bar
- Non-Slip Textured Floor
- Integrated Door Drain
- 2 Integrated Front Access Maintenance Panels
- Flangeless Design

Contact Us Address

1101 Fullerton Rd.
City Of Industry, CA 91748

Phone

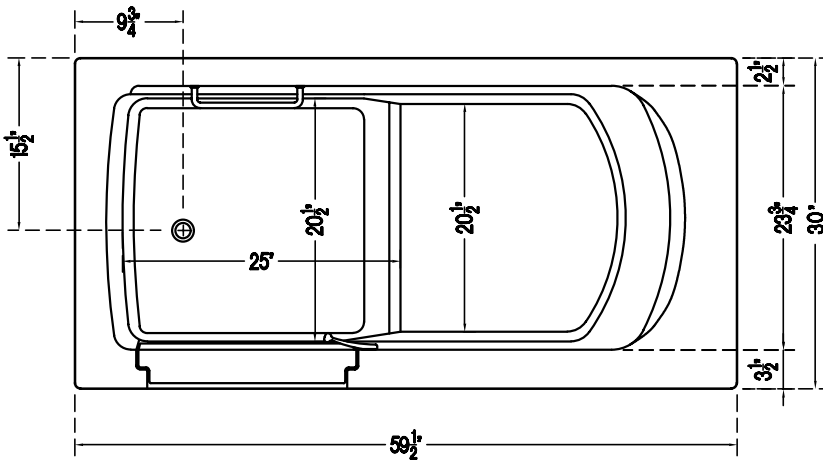
Tel: 626-581-3588
Fax: 800-943-8652

Web

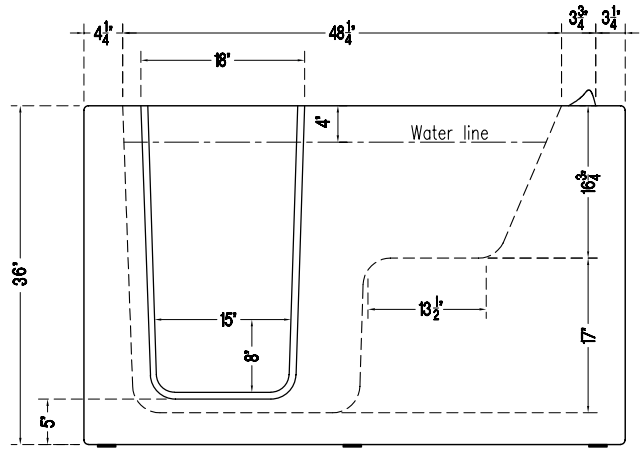
www.americantubs.com
sales@americantubs.com

D3060KX Walk-In Tub

Top View



Side View



D3060KX SPECIFICATION

Tub Dimensions	30" W x 59½" L x 36" H
Top Diagonal	66¼"
Tub Weight	155 lbs.
Crated Dimensions	33" W x 61" L x 44" H
Water Capacity (with user inside approximately)	120 lb. / 71 Gallons 200 lb. / 66 Gallons 250 lb. / 60 Gallons
Seat Dimensions	H: 17"; W: 20½"
Door Width	18" (At Top)
Door Swing	Inward-Swinging

DRAIN OPTIONS

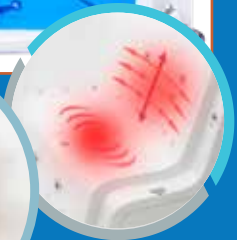
2" Hurry Drain™
Secondary Emergency Drain
Power Drain

FAUCET OPTIONS

Elite	4 pcs	Chrome	Modern
Bellevue	5 pcs	Chrome	Modern
Bellevue	5 pcs	Satin Nickel	Modern
Bellevue	5 pcs	Oil-Rubbed Bronze	Modern

Add-Ons And Upgrades Optional Accessories

- Hydro Massage System
- Air Massage System
- Vibro Jet Massage System
- Microbubbles System
- Legs Only Massage System
- Chromotherapy Light System
- Aromatherapy System
- Ozone Sanitization System
- In-Line and Friction Heaters
- Additional Hip or Knee Jets
- Heated Seat and Backrest
- Swing Glass Shower Door
- Swinging/Sliding Shower Door
- 4 Panel Folding Shower Screen
- L-Shaped and Straight Shower Rod Kits
- Rain Shower Faucet Package
- Adjustable Handheld Shower Holder
- Tile Flange Kit
- End Panel for the Seat and/or Faucet Side
- Neck Rest Pillow and Seat Cushion
- Bathing Support Harness
- U Safety Grab Bar



Heated Seat

Microbubble Skin Therapy System



Plumbing Safety Certified



Electrical Safety Certified



Limited Lifetime Warranty



Expedited Freight Shipping (less than 2 weeks)



American Tubs

1101 Fullerton Rd. City Of Industry, CA 91748

Tel: 626-581-3588 Fax: 800-943-8652

www.americantubs.com sales@americantubs.com