



COMPACT SERIES

D3138KW Walk-In Tub

The American Tubs **D3138KW** from our Compact Series, with its uniquely compact design, affectionately called the "Cube Tub", can be installed where other traditional walk-in tubs cannot. The D3138KW's versatility makes it a perfect solution as a free-standing tub or for a three-quarter bath with an existing 36"x36" shower stall. This compact model comes equipped with 2 integrated side panels and an outward-swinging door which allows for a variety of creative installations, such as in laundry areas, washrooms, and garages. Unlike our other larger tub models, the D3138KW comes standard with a Kingston one-piece faucet set and attached a handheld sprayer that mounts on its compact tub deck. The adjustable shower slide bar and custom-tailored shower curtain are the most common accessories paired with the D3138KW to maintain the showering function of the space. When installing the D3138KW in a 3-wall alcove, it is important to install an additional maintenance hatch(es) for easy future access to system components.



Therapeutic System Options

- Hydromassage System – 10 Jet
- Air Massage System – 20 Jet
- MicroBubble Skin-Cleansing System

Door/ Drain Orientation

- Left-Hand or Right Hand



Available Colors

- White or Biscuit



Standard Features

- Marine-Grade Fiberglass & Resin Composite Tub Shell
- High-Gloss, Triple-Coated Gelcoat Finish
- One-Piece, Stainless Steel Support Frame
- 6 Adjustable Leveling Legs
- Low, 6" Door Threshold
- Ergonomic Curved Door Handle
- Water-Tight Door Seal
- 17" High, ADA-Compliant, Contoured Seat
- Interior Safety Grab Bar
- Deck-Mounted, U-Shaped Grab Bar
- Non-Slip Textured Floor
- Integrated Door Drain
- 2 Integrated Front Access Maintenance Panels
- Color-Matched Extension Kit to fill 60"
- Flangeless Design

Contact Us

Address

1101 Fullerton Rd.
City Of Industry, CA 91748

Phone

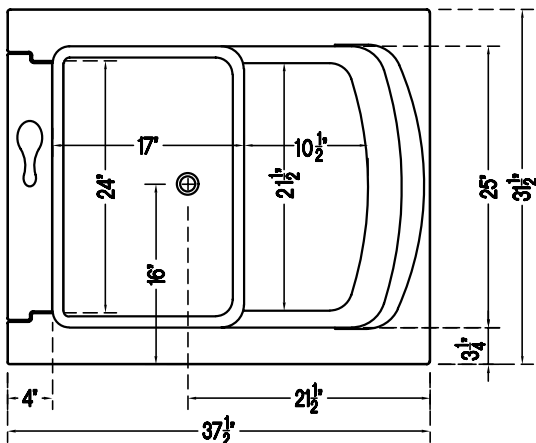
Tel: 626-581-3588
Fax: 800-943-8652

Web

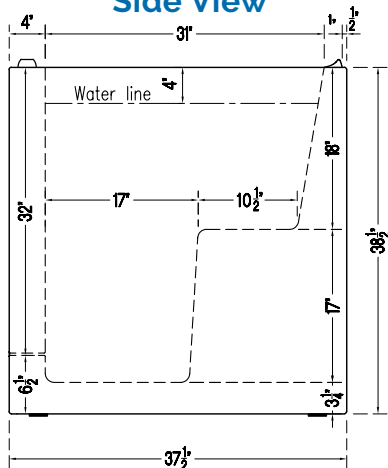
www.americantubs.com
sales@americantubs.com

D3138KW Walk-In Tub

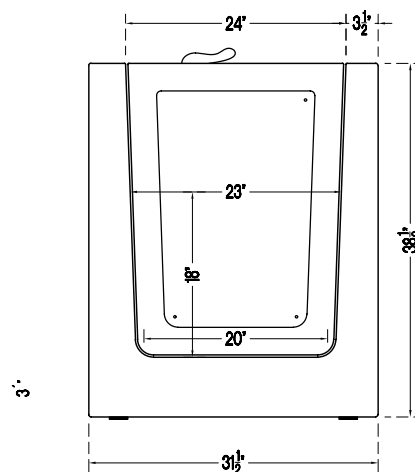
Top View



Side View



Front View



D3138KW SPECIFICATIONS

Tub Dimensions	31" W x 38" L x 38" H
Top Diagonal	49 1/4"
Tub Weight	175 lbs.
Crated Dimensions	34" W x 40" L x 48" H
Water Capacity	120 lb. / 46 Gallons (with user inside approximately) 200 lb. / 42 Gallons 250 lb. / 39 Gallons
Seat Dimensions	H: 17"; W: 21 1/2"
Door Width	24" (At Top)
Door Swing	Outward-Swinging

DRAIN OPTIONS

2" Hurry Drain™
Secondary Emergency Drain
Power Drain

FAUCET


Kingston	1 pc	Chrome	Compact
----------	------	--------	---------

Add-Ons And Upgrads

- Hydro Massage System
- Air Massage System
- Micro Bubble System
- Leg Massage Only System
- Chromatherapy Light System
- Aromatherapy System
- Ozone Sanitization System
- Water-Heating Syllent Pump
- Friction Heater
- Inline Heater
- Additional Hip or Knee Jets

Optional Accessories

- Heated Seat & Backrest
- Swinging Glass Shower Door
- L-Shaped Shower Curtain Rod
- Adjustable Shower Slide Bar
- Neck Rest Pillow
- Seat Cushion
- End Panel for Seat and/or Faucet Side
- Optional Tile Flange Kit
- Additional 12" Extension Kit
- Bathing Support Harness



Heated Seat

Microbubble Skin Therapy System



Plumbing Safety Certified



Electrical Safety Certified



Limited Lifetime Warranty



Expedited Freight Shipping (less than 2 weeks)



American Tubs

1101 Fullerton Rd. City Of Industry, CA 91748

Tel: 626-581-3588 Fax: 800-943-8652

www.americantubs.com sales@americantubs.com